



Seven Ways

to Use the "Not" Release Conditions to Impact Teaching & Learning

Barry Dahl, Sr. Community Manager

for the Brightspace Teaching and Learning Community

Release Conditions

- Definition: Release conditions are conditional requirements that restrict access or visibility to specific content, resources or areas within the Brightspace Learning Environment. Users must satisfy the conditions before the restrictions are removed.
- New! Additional release conditions have been added for students who have NOT satisfied certain restrictions.

Wait. What?

- Starting with the February 2016 release (10.5.6), the new NOT release conditions are available to institutions on Continuous Delivery
 - Sorry, they won't be available to users with older versions of the Learning Environment.
 - If you're on Continuous Delivery (monthly updates), you won't see the new conditions until your institution puts 10.5.6 into production.
 - New release conditions are ON by default.

Variables that can trigger the release of something else

- Checklist completion
- Checklist item
- Classlist enrollment
- Competencies
 - Including Learning Objectives
- Content topics
- Discussion topics
- Dropbox
- Grade items
- Quizzes
 - Including score on specific questions
- Rubric scores
- Surveys

Items that can be released


- Checklist
- Content modules
- Content topics
- Custom widgets
- Discussion forums
- Discussion topics
- Dropbox
- Grade items
- Grade categories
- News items
- Quizzes
- Surveys

Example 1: Intelligent agent for missing an assessment deadline

Edit Agent

Agent Details

Agent Name: *

004 - No 1st Week Dropbox Submission 

Description:


This IA will check to see which students have not submitted a file to the dropbox for the first week writing assignment.

* Current time period = Checks once, the day after the dropbox deadline has passed.

* This IA only sends an email to the instructor, for possible further action as appropriate.

Update Agent Schedule

Repeats:

Weekly 

Repeats Every: *

1 week(s)

Repeats On: *

Monday Friday
 Tuesday Saturday
 Wednesday Sunday
 Thursday


Schedule Dates:

Has Start Date

Has End Date

Example 1: email to instructor as notification

To: *

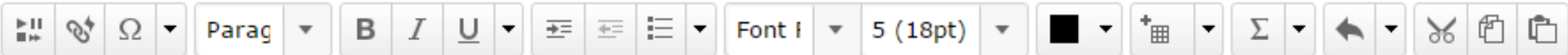
barry.dahl@D2L.com 

Email Subject: *

{InitiatingUserFirstName} {InitiatingUserLastName} missed di

What replace strings can I use in the subject and message?

Message:



NOTE: subject reads as follows: {InitiatingUserFirstName} {InitiatingUserLastName}
missed dropbox deadline in {OrgUnitName}

Message: First week writing assignment - no file submitted

Example 2: Intelligent agent for lack of discussion posting

Edit Agent

Agent Details

Agent Name: *

005 - NO Icebreaker Discussion Post

Description:

This IA will check to see which students have not posted to the first week discussion forum for the Icebreaker activity.

- * Current time period = Checks once, the day after the discussion deadline has passed.
- * This IA only sends an email to the student (with a CC to the instructor) encouraging them to write their discussion post for partial credit.

Create a New Release Condition

Release this item when the following condition is met:

Condition Type

No posts authored in topic

Condition Details

Discussions

Icebreaker: A Picture's Worth a Thousand Words


Type:

No threads

Create **Cancel**

Example 2: email to student as notification

To: *


{InitiatingUser} 

Email Subject: *

Deadline passed for Full Credit on Icebreaker Discussion in {O

What replace strings can I use in the subject and message?

Message:



Hi {InitiatingUserFirstName}. I've received notification that you didn't post your Icebreaker discussion for our {OrgUnitName} class.

Since you missed the deadline, you are no longer eligible for full credit on the assignment. Keep in mind that you lose 20% of the possible score for each day (24 hour time period) that you are late. After five days, you will receive a score of zero for the late assignment.

If you have any questions, please send me an email at barry.dahl@D2L.com

Example 3: News item for those students who didn't view content


News ▾

Don't Forget about the Syllabus (it's important!) ▾ ×

Posted Feb 23, 2016 9:02 AM
Conditionally Released

Hi Barry. You have not yet viewed the Syllabus in Course Content.

Now would be a good time to do that. Please read it carefully. A little attention now can help you greatly later down the road.




Example 3: Attaching release conditions to News item


Edit Item - Don't Forget about the Syllabus (it's important!)

General

Headline *


Don't Forget about the Syllabus (it's important!) 


Content *




Hi {firstname}. You have not yet viewed the Syllabus in Course Content.

Now would be a good time to do that. Please read it carefully. A little attention now can help you greatly later down the road.







Additional Release Conditions

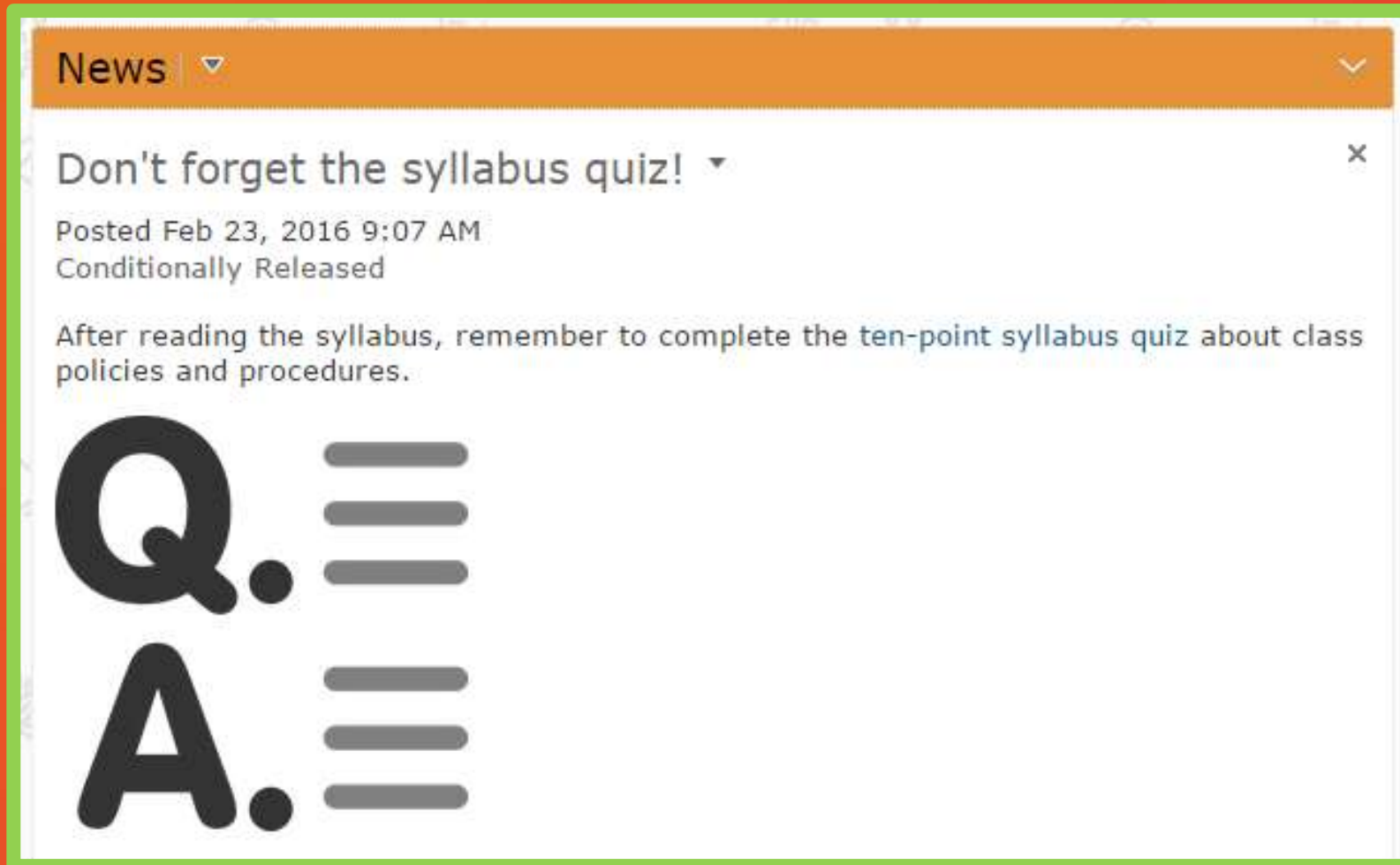
 **Remove All Conditions**

To access this item, users must satisfy

All conditions must be met 

Has not visited the content topic: **Syllabus** 

Example 4: News item for those who did one thing but not another






The screenshot shows a news item in a Brightspace interface. At the top, there is a header bar with the word "News" and a dropdown arrow. Below this is a notification box with a close button (X) in the top right corner. The notification title is "Don't forget the syllabus quiz!". Below the title, it says "Posted Feb 23, 2016 9:07 AM" and "Conditionally Released". The main text of the notification reads: "After reading the syllabus, remember to complete the ten-point syllabus quiz about class policies and procedures." At the bottom of the notification, there are two large, bold letters, "Q." and "A.", each followed by three horizontal lines, indicating a list of questions and answers.




News ▾

Don't forget the syllabus quiz! ✕

Posted Feb 23, 2016 9:07 AM
Conditionally Released

After reading the syllabus, remember to complete the ten-point syllabus quiz about class policies and procedures.

Q. 



A. 



Example 4: Multiple release conditions attached to News item

Edit Item - Don't forget the syllabus quiz!

General



Headline *

Don't forget the syllabus quiz!

Content *

Parag B I U Font f Size

After reading the syllabus, remember to complete the [ten-point syllabus quiz](#) about class policies and procedures.

Q. 
A. 

Additional Release Conditions

Attach Existing Create and Attach Remove All Conditions

To access this item, users must satisfy

All conditions must be met

Visits the content topic: **Syllabus** ✖

Has not completed an attempt on the quiz: **ACC 101 Syllabus Quiz** ✖

Update Cancel

Major edit - send a notification

Example 5: Intelligent agent to notify you of curious activity

Edit Agent

Agent Details

Agent Name: *

13 - Quiz Completed without Viewing Content

Description:

This agent will email the instructor whenever a student has submitted a quiz but did not open/view a relevant content page related to that quiz.

* Agent runs automatically every day.

Release Conditions

Attach Existing

Create and Attach



Remove All Conditions

To access this item, users must satisfy


All conditions must be met





Completes 1 attempt(s) on the quiz: **Accounting 101 - Quiz #1** ✖

Has not visited the content topic: **A Major Concern - a11y** ✖


Example 5: Email to alert you of possible suspicious behavior

To: *
 

Cc:
 

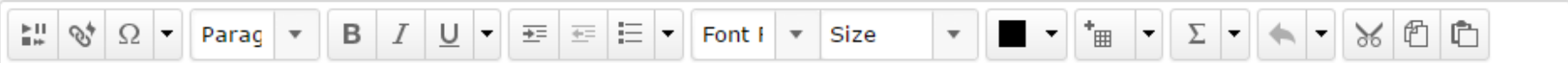
Bcc:
 

What special email addresses can I use?

Email Subject: *
 

What replace strings can I use in the subject and message?

Message:



You might want to check out the activity of {InitiatingUserFirstName} {InitiatingUserLast Name} in {OrgUnitName}. Student submitted a quiz without viewing your fabulous course content.

Cheers, Me.

Example 6: Extra Credit

- Warning! You might not like this one. 😊
- Scenario: to encourage students to submit a survey, you give them 5 points of extra credit.
- NOTE: survey cannot be anonymous for this to work.
- Examples: demographics survey or technology usage/skills survey during first week of class.

Example 6: Take away bonus points for not completing survey

- Research has shown that people can be more highly motivated at the prospect of losing something they already have, rather than getting something they don't.
- Give everyone 5 bonus points in advance, but tell them that you will take those points away if they don't submit the survey.
- Research source: <http://bit.ly/minus5pts>

Example 6: News item widget displays -5 point “badge”


Course Home | Course Materials ▾ | Assessments ▾ | Communication ▾ | Awards

News | ▾

Rats! You lost 5 points ▾ ×

Conditionally Released

Oh boy. You had those five bonus points in your pocket, but now they're gone. Too bad you didn't submit that technology use survey.



Semester Countdown

Today
February 2

The semester
May 29,

Therefore, there are
95
days before the

brightspace.com


Example 6: News item settings

General

Headline *
Rats! You lost 5 points

Content *

Oh boy. You had those five bonus points in your pocket, but now they're gone. Too bad you didn't submit that technology use survey.



Availability

Show Start Date
 Always show start date
If unchecked, the start date will be visible only in the News tool to users with permission to edit news.

Start Date
3/1/2016 11:30 PM Now
United States - Chicago

End Date
 Remove news item based on end date
3/4/2016 11:00 PM Now
United States - Chicago

Create a New Release Condition

Release this item when the following condition is met:

Condition Type
No completed survey attempt

Condition Details

Survey
Technology Usage Survey

Create Cancel

A Failed Attempt

- My original plan was to use a custom widget for the 5 points off notification.
- Custom widgets can have release conditions applied, however, they cannot have a start and end date.
- Therefore, the 5 points off badge would have shown for everyone who hadn't completed the survey, even before the survey deadline. Using the News tool took care of that issue.

Example 7: Additional content released for Competency not met

- This course has three requirements that students must complete during the first week.
- Those three activities are intended to ensure that students can use the LMS tools that are needed for success.
- Those three activities (or Learning Objectives) have been bundled together into a Competency.

Example 7: Setting First-Week Activities Release Conditions

Create a Release Condition ✕

Release this item when the following condition is met:

Condition Type

Competency not yet achieved ▼

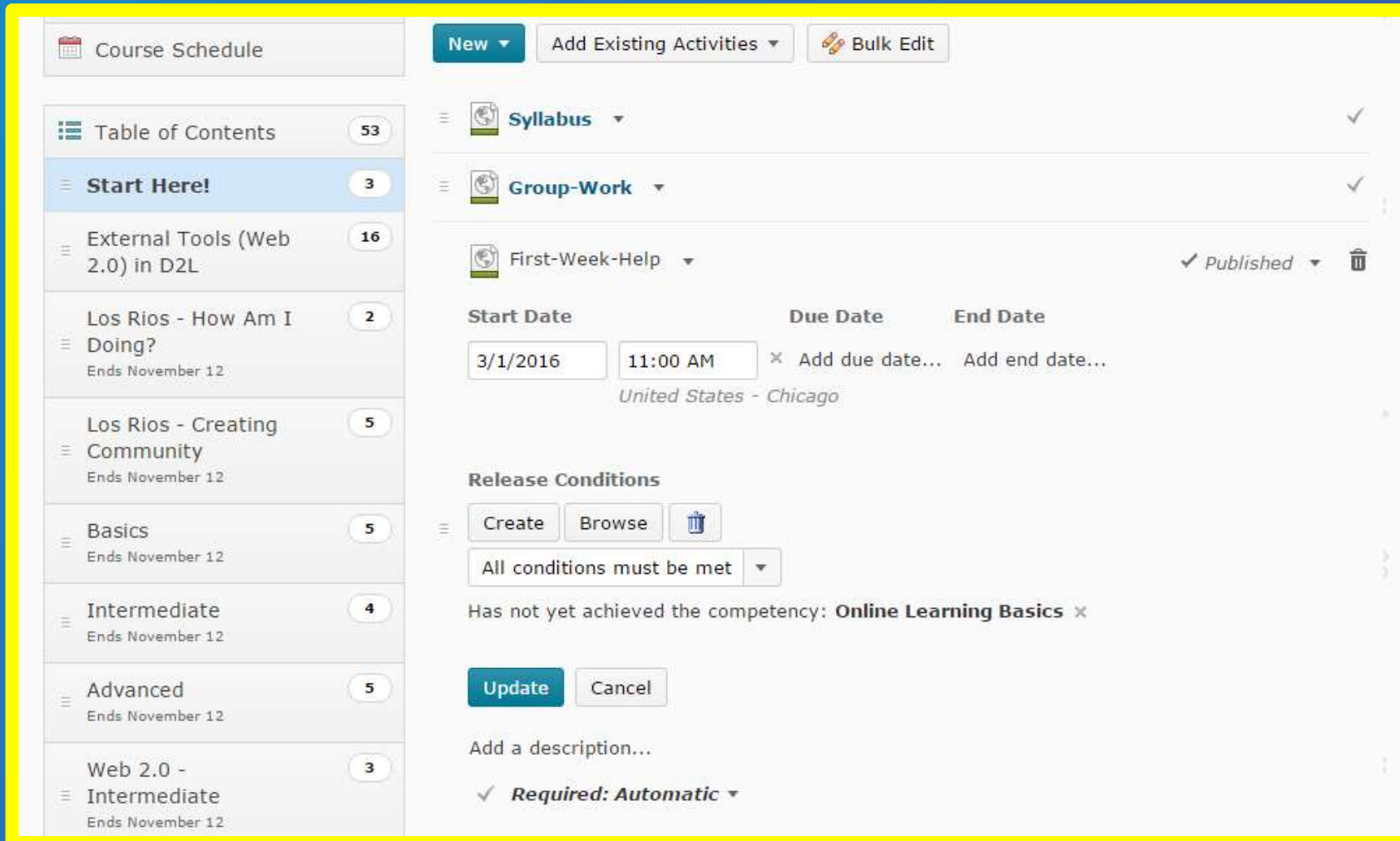
Condition Details

Competency

Online Learning Basics ▼

Create **Cancel** ⌵

Example 7: Help Content for First-Week Activities Released



The screenshot displays the Brightspace interface for configuring course activities. On the left, a 'Course Schedule' sidebar lists various activities with their respective counts and end dates. The main area shows the configuration for a 'First-Week-Help' activity, including start and end dates, location, release conditions, and a description field.

Course Schedule (Left Sidebar):

- Table of Contents: 53
- Start Here!**: 3
- External Tools (Web 2.0) in D2L: 16
- Los Rios - How Am I Doing?: 2 (Ends November 12)
- Los Rios - Creating Community: 5 (Ends November 12)
- Basics: 5 (Ends November 12)
- Intermediate: 4 (Ends November 12)
- Advanced: 5 (Ends November 12)
- Web 2.0 - Intermediate: 3 (Ends November 12)

Activity Configuration (Main Area):

- Activity Name:** First-Week-Help (Status: Published)
- Start Date:** 3/1/2016
- Due Date:** 11:00 AM
- End Date:** Add end date...
- Location:** United States - Chicago
- Release Conditions:** All conditions must be met
- Competency:** Has not yet achieved the competency: **Online Learning Basics**
- Buttons:** Update, Cancel
- Description:** Add a description...
- Requirement:** Required: Automatic

Other Release Condition Possibilities

- Checklist not completed
- Checklist item not checked
- Competency not achieved
- Learning objective not achieved
- No grade score in grade book

Coming in March

Version 10.5.7

- Release conditions related to Awards – Badges and Certificates
- Example: Release Content, News, etc. for someone who has earned a particular badge or certificate.
- **NOTE!!** This will NOT include release conditions for someone who has NOT earned a particular award.

PIE Items related to Release Conditions

- D1837: Show assessment with release conditions (26 votes)
- D737: Ability to create release conditions based on a formula grade item (21 votes)
- D2140: Release Condition based on Group Category (19 votes)

More PIE Items

- D1384: New Release Condition for Content, where all topics in module have been visited, or not (16 votes)
- D2463: NEW User Must satisfy option, where they could satisfy X out of XX release conditions (15 votes)
- D2939: Badge Earned Release Condition (14 votes)
- D2835: replace strings include {MatchingCriteria} (14)

Q & A